

COMPANY

COUNTRYWIDE FORKLIFT TRUCKS














Street	115 Bitterne Road West
Post code	SO18 1AR
Town	Southampton
County	
Country	United Kingdom



















CONTACT PERSON



















TONY ELDRIDGE



















Telephone	+44 (0)2380 221 869
Mobile	+44 (0)7748 152 931 +44 (0)7880 948 754
Fax	+44 (0)2380 221 869
E-Mail	countrywideforks@btconnect.com



















Offers: 424



















Manufacturer Model	Capacity (kg)	Lift height (mm)	Year of manufacture	Price	Location	Quality rating
 OM DI 30 C	3000	3300	1981	7,000 €	I - 24060	★ ★
 OM XD 30	3000	4000	2004	10,000 €	I - 24060	★ ★
 STILL R 60-35	3500	4300	1990	6,400 €	I - 24060	★ ★
 Linde T 20	2000		2007	2,900 €	I - 24060	★ ★
 Linde T 18	1800		2006	2,900 €	I - 24060	★ ★
 Linde T 16	2000		2007	2,900 €	I - 24060	★ ★
 Hyster J 1.60 XMT	1500	4800	2000	7,700 €	I - 24060	★ ★ ★
 Linde T 20	2000		2007	2,900 €	I - 24060	★ ★
 Linde T 16	1600		2006	2,900 €	I - 24060	★ ★
 Linde T 18	1800		2006	2,900 €	I - 24060	★ ★
 Linde T 18	1800		2006	2,900 €	I - 24060	★ ★
 Carer -	1600	3700	1990	4,000 €	I - 24060	★ ★
 Montini P 25	2500	4400	1990	7,100 €	I - 24060	★ ★



















	OM E 40 N	4000	5600	2003	20,500 €	I - 24060	★★★★
	OM E 10 N	1000	5000	1991	5,150 €	I - 24060	★★
	Lugli C 315	1500		2001	6,000 €	I - 24060	★★
	Lugli ETX 20	2000	4200	1998	5,400 €	I - 24060	★★
	Montini 18HCE	1800	5100	1997	5,100 €	I - 24060	★★
	AMLIFT ESL3048BW	3000	4800	2000	11,000 €	I - 24060	★★
	Yale GDP020	2000	4820	1991	7,400 €	I - 24060	★★
	Linde H 80 D-03/353	8000	5250	2005	24,000 €	I - 24060	★★
	Linde H 80 D-03/353	8000	5250	2005	24,000 €	I - 24060	★★
	Linde H 45 D-600	4500	4300	2004	15,000 €	I - 24060	★★
	Linde H 40 D	4000	3750	1997	12,400 €	I - 24060	★★
	Linde H 40 D-04	4000	3750	2002	10,400 €	I - 24060	★★
	Linde H 30 D	3000	4425	2004	9,900 €	I - 24060	★★
	Linde H 30 D	3000	4900	2005	13,000 €	I - 24060	★★
	Linde H 30 D	3000	4400	2004	12,400 €	I - 24060	★★
	Linde H 25 DF	2500	5425	1988	8,400 €	I - 24060	★★
	Linde H 25 D	2500	4050	1992	8,000 €	I - 24060	★★
	Linde H 20 D-03	2000	6200	2006	12,400 €	I - 24060	★★



















	Linde H 20 D	2000	6200	2006	12,400 €	I - 24060	★ ★
	Linde H 20 D-03	2000	6200	2006	12,400 €	I - 24060	★ ★
	Linde H 16 D-03	1600	3000	2005	9,900 €	I - 24060	★ ★
	Caterpillar DP 70	7000	5500	2005	21,000 €	I - 24060	★ ★
	Linde H 25 D-351	2500	5300	2001	9,900 €	I - 24060	★ ★
	Linde H 30 D-03	3000	5375	1998	11,100 €	I - 24060	★ ★
	Cesab ECO D 20	2000	3200	1978	2,500 €	I - 24060	★ ★
	STILL RX 20-18	1800	5470	2006	16,700 €	I - 24060	★ ★
	Lugli 405	4000	4000	1991	10,900 €	I - 24060	★ ★ ★
	STILL R 60-20	2000	3300	1989	4,700 €	I - 24060	★ ★
	Carer R 60 N	6000	5200	1997	25,000 €	I - 24060	★ ★
	Carer R 60 N	6000	5200	1997	25,000 €	I - 24060	★ ★
	Carer R 60 N	6000	5200	1999	25,000 €	I - 24060	★ ★
	Carer R 60 N	6000	5200	1997	25,000 €	I - 24060	★ ★
	STILL RX 60-16	1600	5000	2008	11,400 €	I - 24060	★ ★
	Lugli GIOTTO 30	3000	6000	2003	7,400 €	I - 24060	★ ★
	Nissan GNO1L18H	1800	4300	2002	5,800 €	I - 24060	★ ★
	STILL MX 10	1000	5730	1996	12,400 €	I - 24060	★ ★



















	Kalmar DCE 150-12	15000	5250	2005	93,000 €	I - 24060	★ ★
	OM EU 15	1500	3300	2001	6,400 €	I - 24060	★ ★
	OM E 3/15 N	1500	4000	1990	3,700 €	I - 24060	★ ★
	BT P 20/8	2000		2001	2,200 €	I - 24060	★ ★
	OM DI 60 C	6000	4500	1990	13,400 €	I - 24060	★ ★
	OM DI 50 CH	5000	4500	1996	12,400 €	I - 24060	★ ★
	OM DI 40 B	4000	3600	1981	5,400 €	I - 24060	★ ★
	OM DI 25	2500	4000	1999	7,700 €	I - 24060	★ ★
	OM D 25	2500	4000	1997	8,200 €	I - 24060	★ ★ ★
	Lugli 80 C	8000	3600	1985	13,400 €	I - 24060	★ ★
	Lugli 70 CE	7000	4000	2000	16,000 €	I - 24060	★ ★
	Lugli ET 23	2300	4500	1994	4,100 €	I - 24060	★ ★
	Lugli ELX 30	3000	4500	1997	4,000 €	I - 24060	★ ★
	Lugli ELX 30	3000	4000	1993	5,000 €	I - 24060	★ ★
	Lugli ELX 25	2500	4000	1993	3,900 €	I - 24060	★ ★
	Lugli E 20	2000	4000	1991	3,800 €	I - 24060	★ ★
	Linde L 12	1200		2007	5,500 €	I - 24060	★ ★
	Linde L 12	1200		2007	5,500 €	I - 24060	★ ★



















	Linde L 12	1200		2007	5,500 €	I - 24060	★ ★
	Linde H 70 D	7000	3000	1998	22,000 €	I - 24060	★ ★
	Pimespo IDEA	1000		2006	8,200 €	I - 24060	★ ★
	Pimespo IDEA	1000	5295	2007	8,700 €	I - 24060	★ ★
	Pimespo IDEA	1000	3350	1997	6,400 €	I - 24060	★ ★
	Linde H 25 D	2500		2006	11,400 €	I - 24060	★ ★
	Linde H 20 D	2000	3700	2010	21,400 €	I - 24060	★ ★
	Linde H 16 D	1600	4415	2002	10,400 €	I - 24060	★ ★
	Linde E 40 P	4000	4400	2002	11,400 €	I - 24060	★ ★
	Linde E 30	3000	4500	2000	9,400 €	I - 24060	★ ★
	Linde E 18	1800	3050	2005	8,100 €	I - 24060	★ ★
	Linde E 18	1800	3050	2005	8,100 €	I - 24060	★ ★
	Linde E 18	1800	3050	2005	3,700 €	I - 24060	★ ★
	Linde E 18	1800	4470	2007	10,400 €	I - 24060	★ ★
	Linde E 18	1800	3050	2005	8,100 €	I - 24060	★ ★
	Linde E 16	1600	3050	2004	8,900 €	I - 24060	★ ★
	Linde E 14	1400	4470	2007	12,400 €	I - 24060	★ ★
	Linde E 10	1000	3550	2001	6,900 €	I - 24060	★ ★



















	Linde E 10	1000	3550	2001	7,400 €	I - 24060	★ ★ ★
	BT LPE 200/8	1800		2007	2,500 €	I - 24060	★ ★
	BT LPE 200/8	1800		2006	2,700 €	I - 24060	★ ★
	BT LPE 200/8	1800		2007	2,850 €	I - 24060	★ ★
	OM FASE 25	2500	4830	2001	6,450 €	I - 24060	★ ★ ★
	STILL RX 20-16	1600	4620	2006	15,600 €	I - 24060	★ ★
	Linde P 60 Z	6000		2003	9,900 €	I - 24060	★ ★ ★ ★
	Linde P 60 Z	6000		2003	9,400 €	I - 24060	★ ★
	OM DI 25 C	2500	5000	1991	6,000 €	I - 24060	★ ★
	STILL R 07-25	25000		2004	22,500 €	I - 24060	★ ★
	BT SWE 080 L	800	1580	2007	3,700 €	I - 24060	★ ★
	Euroyen FD-18	1800	5500	2005	7,400 €	I - 24060	★ ★
	BT PPH 1600 MX	800	1550	2004	3,700 €	I - 24060	★ ★
	Pimespo THESI B3	1600	9455	2004	7,100 €	I - 24060	★ ★
	Pimespo THESI B3	1600	8555	2003	6,700 €	I - 24060	★ ★
	Pimespo THESI B3	1600	8555	2003	6,700 €	I - 24060	★ ★
	Pimespo THESI B3	1600	9455	2004	7,100 €	I - 24060	★ ★
	Pimespo THESI A2	1400	7955	2002	6,400 €	I - 24060	★ ★



















	Linde H 30 D-03	3000	3400	2001	10,400 €	I - 24060	★ ★
	Nissan SNO/1L15HQ	1500	4500	2005	7,900 €	I - 24060	★ ★ ★
	OM EU 20	2000	4000	2001	5,950 €	I - 24060	★ ★ ★
	STILL RX 50-16	1600	3400	2005	10,000 €	I - 24060	★ ★
	Pimespo TL 18	1800		2004	2,100 €	I - 24060	★ ★
	OM XE 25 ac	2500	5225	2006	20,850 €	I - 24060	★ ★ ★ ★
	OM XE 15/3 H	1500	3330	2004	6,300 €	I - 24060	★ ★
	OM XE 15/3 H	1500	3330	2004	6,300 €	I - 24060	★ ★
	OM XE 15/3 H	1500	3330	2004	6,300 €	I - 24060	★ ★
	OM XD 15	1500	4470	2006	10,900 €	I - 24060	★ ★ ★
	OM FASE 30	3000	3300	2001	6,850 €	I - 24060	★ ★ ★
	OM XD 20	2000	4465	2007	11,550 €	I - 24060	★ ★ ★
	Toyota 6FB15	1500	3000	1996	6,300 €	I - 24060	★ ★
	OM XG 30	3000	3750	2002	8,000 €	I - 24060	★ ★
	OM G 15	1500	4500	2003	4,000 €	I - 24060	★ ★
	Linde E 20 P	2000	3070	2005	6,500 €	I - 24060	★ ★
	OM EU 3/17,5	1750	3300	1994	4,600 €	I - 24060	★ ★
	OM E 15 N	1500	3300	1992	3,700 €	I - 24060	★ ★



















	OM XE 30 AC	3000	4050	2006	21,200 €	I - 24060	★★★★
	OM XE 30 AC	3000	4625	2006	21,950 €	I - 24060	★★★★
	Pimespo TL 18	1800		2004	2,100 €	I - 24060	★★
	OM XE 15/3	1500	3300	2006	12,900 €	I - 24060	★★★★
	Toyota 7FBMF25	2500	5000	2003	10,400 €	I - 24060	★★
	Toyota 7FBMF25	2500	5000	2003	10,400 €	I - 24060	★★
	Linde H 80 D-900	8000	5310	2003	44,000 €	I - 24060	★★
	Manitou MC 40 FL	4000	5000	1985	11,000 €	I - 24060	★★
	Caterpillar V 300 B	14000	6700	1991	28,000 €	I - 24060	★★
	OM XD 30	3000	3750	2002	12,900 €	I - 24060	★★★
	Lugli 405	4000	3600	1989	6,400 €	I - 24060	★★
	Lugli 455	4500	3600	1986	6,400 €	I - 24060	★★
	Linde S 40	4000	4300	2003	20,000 €	I - 24060	★★
	Hyster K 1.0 L	1000	1200	1997	2,700 €	I - 24060	★★
	OM EU 30	3000	4000	1998	7,100 €	I - 24060	★★
	OM E 40 N	4000	4000	1993	8,500 €	I - 24060	★★
	OM EU 30	3000	4500	2001	7,400 €	I - 24060	★★
	OM E 40 N	4000	5600	2001	9,400 €	I - 24060	★★



















	OM E 30 N	3000	5000	1989	4,500 €	I - 24060	★ ★
	STILL RX 50-13	1300	5450	2007	13,350 €	I - 24060	★ ★ ★ ★
	OM E 30 N	3000	4400	1991	5,400 €	I - 24060	★ ★
	Linde H 30 D	3000	4425	2006	17,400 €	I - 24060	★ ★
	Linde H 60 D	6000	5400	1997	20,000 €	I - 24060	★ ★
	Linde H 30 D	3000	4425	2005	16,700 €	I - 24060	★ ★
	STILL R 60-40	4000	3520	2000	10,400 €	I - 24060	★ ★
	BT SWE 160 D	1600	2100	2006	3,900 €	I - 24060	★ ★
	BT S 16 D	1600	2100	2004	3,500 €	I - 24060	★ ★
	OM E 25 N	2500	4400	1990	3,700 €	I - 24060	★ ★
	Daewoo D 25 S3	2500	4730	2000	9,700 €	I - 24060	★ ★
	OM XE 18/3	1800	4470	2006	14,450 €	I - 24060	★ ★ ★ ★
	Linde E 10	1000	4935	2007	8,700 €	I - 24060	★ ★
	STILL R 20-15	1500	4100	2002	5,900 €	I - 24060	★ ★
	STILL R 20-15	1500	4100	2002	8,500 €	I - 24060	★ ★ ★
	STILL R 20-15	1500	4100	2002	5,900 €	I - 24060	★ ★
	STILL R 20-15	1500	4100	2002	5,900 €	I - 24060	★ ★
	STILL R 20-15	1500	4100	2002	5,900 €	I - 24060	★ ★



















	OM EU 17,5	1750	3600	1996	4,700 €	I - 24060	★ ★
	Cesab CBE 1.5 T	1500	3200	2001	6,000 €	I - 24060	★ ★
	Mitsubishi FB 18KT	1800	3300	2005	6,900 €	I - 24060	★ ★
	Yale MS 15X-30	1500	3000	2000	3,200 €	I - 24060	★ ★
	Samag EL 16 PD	1600	4500	2003	3,400 €	I - 24060	★ ★
	Yale MS 15X-2768	1500	2800	2000	3,200 €	I - 24060	★ ★
	Yale MS 15X-30	1500	3000	2000	3,200 €	I - 24060	★ ★
	BT LSV 1250	1250	4500	1998	4,400 €	I - 24060	★ ★
	Carer R 40	4000	3300	1993	6,000 €	I - 24060	★ ★
	Linde H 80 D-03/353	8000		2008	69,000 €	I - 24060	★ ★
	Lugli 405 E	4000	3700	1998	9,900 €	I - 24060	★ ★
	OM EU 15	1500	4400	1994	4,000 €	I - 24060	★ ★
	Pimespo MODO 1A	1000	970	2004	3,400 €	I - 24060	★ ★
	Pimespo MODO 1A	1000	970	2004	3,400 €	I - 24060	★ ★
	Pimespo MODO 1A	1000	970	2004	3,400 €	I - 24060	★ ★
	OM E 25 N	2500	3600	1987	4,000 €	I - 24060	★ ★
	OM DI 40 C	4000	3300	1991	7,500 €	I - 24060	★ ★
	OM DI 70 C	7000	5500	1995	14,500 €	I - 24060	★ ★


















	OM E 50 N	5000	4000	2001	9,400 €	I - 24060	★ ★
	OM DI 60 C	6000	5800	1997	14,000 €	I - 24060	★ ★
	OM DI 60 C	6000	5800	1997	14,000 €	I - 24060	★ ★
	OM D 25	2500	4000	1995	7,200 €	I - 24060	★ ★
	Linde E 16 P	1600	4025	1991	4,900 €	I - 24060	★ ★
	Pimespo XRS 16ac	1600	7055	2008	26,900 €	I - 24060	★ ★
	OM E 6	600	4000	1996	2,100 €	I - 24060	★ ★
	Pimespo CTX 14	1400	3075	2007	8,500 €	I - 24060	★ ★ ★ ★
	Linde V 10E	1000	6000	1999	6,700 €	I - 24060	★ ★
	OM XE 20 ac	2000	4750	2008	25,550 €	I - 24060	★ ★ ★ ★
	STILL RX 50-13	1300	5220	2007	14,100 €	I - 24060	★ ★ ★
	OM XE 20	2000	4765	2006	15,950 €	I - 24060	★ ★ ★ ★
	OM E 10 N	1000	4000	1999	4,700 €	I - 24060	★ ★
	OM E 3/15 N	1500	4000	1999	3,500 €	I - 24060	★ ★
	BT CBE 16	1600	3205	2005	8,400 €	I - 24060	★ ★
	OM E 10 N	1000	3000	1997	3,800 €	I - 24060	★ ★
	BT LWE 180	1800		2006	1,900 €	I - 24060	★ ★
	BT LWE 180	1800		2007	2,000 €	I - 24060	★ ★












	OM EU 3/17,5	1750	4400	1997	5,300 €	I - 24060	★ ★
	Pimespo DUAL 12	1200	5500	1988	9,400 €	I - 24060	★ ★
	Linde H 25 D	2500	4715	2004	17,000 €	I - 24060	★ ★
	Lugli 100C	10000	5000	1992	19,900 €	I - 24060	
	OM D 23	2300	4000	1995	7,100 €	I - 24060	★ ★
	Merlo ROTO 45.21 KSC	4500	21000	2002	46,000 €	I - 24060	★ ★
	OM XG 15	1500	4470	2004	8,900 €	I - 24060	★ ★
	Pimespo THESI 13/7550	1300	7550	1994	5,500 €	I - 24060	★ ★
	OM XD 30	3000	3250	2003	11,900 €	I - 24060	★ ★
	Lugli E 20	2000	3300	1997	4,500 €	I - 24060	★ ★
	Linde E 10	1000	3520	1998	5,800 €	I - 24060	★ ★
	OM D 20	2000	3600	2001	7,300 €	I - 24060	★ ★
	Linde E 10	1000	5250	2005	8,400 €	I - 24060	★ ★
	OM E 3/15 N	1500	3300	1992	3,200 €	I - 24060	★ ★
	OM E 40	4000	4000	1986	4,900 €	I - 24060	★ ★
	Pimespo TL 18	1800		2003	2,200 €	I - 24060	★ ★
	OM DI 65	6500	4000	1975	8,500 €	I - 24060	★ ★
	Pimespo TL 18	1800		2003	2,200 €	I - 24060	★ ★



















	OM E 25 N	2500	4000	1989	4,000 €	I - 24060	★ ★
	Pimespo TLX 20	2000		2006	4,900 €	I - 24060	★ ★ ★ ★
	Pimespo TLX 20	2000		2006	4,900 €	I - 24060	★ ★ ★ ★
	OM XE 25	2500	3350	2006	19,900 €	I - 24060	★ ★ ★ ★
	BT LSV 1000 E/10	1000	3350	1990	2,500 €	I - 24060	★ ★
	Lugli 20 ELP	2000	5400	1983	3,500 €	I - 24060	★ ★
	Linde R 14	1400	6050	2000	5,500 €	I - 24060	★ ★
	BT RT 1600 E	1600	7500	1990	3,400 €	I - 24060	★ ★
	Linde E 15	1500	4275	1986	4,500 €	I - 24060	★ ★
	OM XE 18/3	1800	4770	2002	13,650 €	I - 24060	★ ★ ★ ★
	Linde E 16 P	1600	5400	1992	5,400 €	I - 24060	★ ★
	Pimespo TSX 20	2000		2004	4,900 €	I - 24060	★ ★ ★ ★
	Pimespo TLX 20	2000		2006	5,900 €	I - 24060	★ ★ ★ ★
	Pimespo TLX 20	2000		2006	4,900 €	I - 24060	★ ★ ★ ★
	Pimespo TLX 20	2000		2006	5,900 €	I - 24060	★ ★ ★ ★
	Pimespo TLX 20	2000		2006	4,900 €	I - 24060	★ ★ ★ ★
	Pimespo TLX 20	2000		2006	4,900 €	I - 24060	★ ★ ★ ★
	OM E 25 N	2500	5000	1988	4,000 €	I - 24060	★ ★















	BT RR E3	1600	9500	2005	7,000 €	I - 24060	★ ★
	BT RR E3	1600	9500	2005	7,000 €	I - 24060	★ ★
	BT RR E3	1600	9500	2005	7,000 €	I - 24060	★ ★
	BT LWE 200	2000		2006	1,900 €	I - 24060	★ ★
	BT RR B2	1600	8500	2005	7,000 €	I - 24060	★ ★
	BT RR B3	1600	9000	2006	7,500 €	I - 24060	★ ★
	BT RR E3	1600	9500	2005	7,000 €	I - 24060	★ ★
	BT LWE 200	2000		2005	1,800 €	I - 24060	★ ★
	BT LWE 200	2000		2005	1,800 €	I - 24060	★ ★
	BT LWE 200	2000		2005	1,800 €	I - 24060	★ ★
	Komatsu FD 25 F-12	2500	4500	1998	8,800 €	I - 24060	★ ★
	Komatsu FD 25 T-1E1	2500	4450	1996	9,800 €	I - 24060	★ ★
	Daewoo D 30 S-3	3000	4300	2000	9,800 €	I - 24060	★ ★
	Cesab CBE-50 AC	5000	4700	2003	20,000 €	I - 24060	★ ★
	OM XE 40	4000	3600	2006	18,900 €	I - 24060	★ ★
	OM XE 40	4000	3600	2005	17,900 €	I - 24060	★ ★
	OM XE 40	4000	3600	2005	17,900 €	I - 24060	★ ★
	OM XE 40	4000	3600	2006	18,900 €	I - 24060	★ ★



















	OM XE 40	4000	3600	2006	18,900 €	I - 24060	★ ★
	Hyster J 2.00 XM	2000	4330	1995	5,900 €	I - 24060	★ ★
	Hyster E 1,75 XM	1750	4800	2003	5,700 €	I - 24060	★ ★
	OM DI 50 C	5000	3300	2001	18,000 €	I - 24060	★ ★
	OM XD 30	3000	4400	2005	12,500 €	I - 24060	★ ★
	OM D 20	2000	3300	2000	8,000 €	I - 24060	★ ★
	Linde H 30 D	3000	3700	1998	9,500 €	I - 24060	★ ★
	Linde E 10 DX	1000	3300	1996	6,000 €	I - 24060	★ ★
	SMV SL 12-1200A	12000	5000	2002	69,000 €	I - 24060	★ ★
	Linde H 25 D-351	2500	3750	1989	8,900 €	I - 24060	★ ★
	Linde H 70 D	7000	3950	1996	25,500 €	I - 24060	★ ★
	Linde H 80 D-900	8000	3750	2000	29,000 €	I - 24060	★ ★
	Linde H 30 D	3000	4050	2001	11,000 €	I - 24060	★ ★
	Detas SHR 30	3000	4200	2007	14,500 €	I - 24060	★ ★
	OM D 20	2000	4000	1996	6,400 €	I - 24060	★ ★
	Toyota 7FBMF 20	2000	4500	2006	9,000 €	I - 24060	★ ★
	Toyota 7FBMF 20	2000	4500	2006	9,000 €	I - 24060	★ ★
	OM XE 15/3	1500	5030	2005	12,250 €	I - 24060	★ ★ ★ ★

	Pimespo TL 18 DIN	1800		2004	3,200 €	I - 24060	★★★★
	OM E 10 N	1000	4000	2001	5,900 €	I - 24060	★★
	STILL R 50-15	1500	4200	1990	4,000 €	I - 24060	★★
	Linde H 25 D-351	2500	4050	1987	8,900 €	I - 24060	★★
	Linde H 25 D-392	2500	4050	2004	14,500 €	I - 24060	★★
	OM EU 20	2000	3300	1998	5,500 €	I - 24060	
	Lugli ELX 25	2500	4000	1993	3,900 €	I - 24060	★★
	BT LWE 200	2000		2006	1,900 €	I - 24060	★★
	BT LWE 200	2000		2006	1,900 €	I - 24060	★★
	BT W 18	1800		2007	1,900 €	I - 24060	★★
	BT OS 1.0 WL	1000	1820	2001	4,200 €	I - 24060	★★
	STILL EFG 2.5/6003	2500	4200	1984	5,500 €	I - 24060	★★
	Carer Z 20	2000	5600	1995	4,500 €	I - 24060	★★
	Jungheinrich ETV	1400	8720	2000	6,900 €	I - 24060	★★
	Lancer BOSS 120	12000	6500	1986	25,000 €	I - 24060	★★
	Caterpillar V 150	7000	4350	1997	17,000 €	I - 24060	★★
	Jungheinrich ETV	1400	8720	2000	6,900 €	I - 24060	★★
	OM EU 3/15	1500	4000	1997	4,000 €	I - 24060	★★

















	OM E 3/15 N	1500	5800	1989	3,100 €	I - 24060	★ ★
	OM EU 3/17,5	1750	3330	1997	4,300 €	I - 24060	★ ★
	Nissan NM 01/15	1500	2800	1990	4,000 €	I - 24060	★ ★
	Manitou 4RM30N	3000	6750	1982	12,000 €	I - 24060	★ ★
	OM EU 20	2000	3300	1999	5,500 €	I - 24060	★ ★
	Pimespo THESI B3	1600	9455	2004	8,900 €	I - 24060	★ ★
	STILL R 60-45	4500	3650	2004	19,000 €	I - 24060	★ ★
	Jungheinrich EFG 730 PE	3000	5870	1986	5,500 €	I - 24060	★ ★
	Hyster J 2.00 XM	2000	6900	1999	6,900 €	I - 24060	★ ★
	Hyster E 1,75 XM	1750	6900	2003	6,900 €	I - 24060	★ ★
	Mariotti FCB 3/6	600	2650	1989	3,400 €	I - 24060	★ ★
	Hyster E 1,75 XM	1750	6900	2003	6,900 €	I - 24060	★ ★
	Linde E 15 Z-02	1500	2900	2006	7,900 €	I - 24060	★ ★
	STILL RX 50-15	1500	3300	2004	13,500 €	I - 24060	★ ★ ★ ★
	Lugli 355 E	3500	5000	2000	8,900 €	I - 24060	★ ★
	Linde E 15 Z-02	1500	2900	2006	7,900 €	I - 24060	★ ★
	Linde H 30 D	3000	4400	2006	17,400 €	I - 24060	★ ★
	Linde E 12 Z-02	1200	4200	2004	7,900 €	I - 24060	★ ★



















	OM E 25 N	2500	4400	1988	3,500 €	I - 24060	★ ★
	OM E 3/17,5 N	1750	4400	1990	3,550 €	I - 24060	★ ★
	OM FASE 60	6000	4000	2001	25,000 €	I - 24060	★ ★
	OM E 3/15 N	1500	4000	1989	3,100 €	I - 24060	★ ★
	STILL R 60-20	2000	3750	1989	5,500 €	I - 24060	★ ★
	OM E 25 N	2500	4400	1988	3,500 €	I - 24060	★ ★
	Linde E 30-600-02	3000	5350	2004	16,000 €	I - 24060	★ ★
	OM E 3/17,5 N	1750	6400	1996	4,050 €	I - 24060	★ ★
	OM XE 20	2000	4465	2003	14,950 €	I - 24060	★ ★ ★ ★
	Linde H 25 D	2500	4550	2005	17,500 €	I - 24060	★ ★
	STILL R 60-50	5000	4080	1999	17,500 €	I - 24060	★ ★
	Caterpillar F 25	1200	4450	1991	5,400 €	I - 24060	★ ★
	SMV SL 12-1200A	12000	5000	2002	69,000 €	I - 24060	★ ★
	OM E 3/17,5 N	1750	3300	1991	3,150 €	I - 24060	★ ★
	OM EU 30	3000	5280	1998	7,500 €	I - 24060	★ ★
	Kalmar DCD-100-6-XL	10000	5500	1999	38,000 €	I - 24060	★ ★
	Linde E 30	3000	3075	1989	5,000 €	I - 24060	★ ★
	Hyster E 1,75 XM	1750	6900	2003	6,900 €	I - 24060	★ ★
















	Nichiyu E 15	1500	4000	2005	6,500 €	I - 24060	★ ★
	OM E 3/17,5 N	1750	3600	1989	3,000 €	I - 24060	★ ★
	Toyota 7FBMF16	1600	3300	2003	9,400 €	I - 24060	★ ★
	OM E 15 N	1500	4000	1988	2,700 €	I - 24060	★ ★
	Lugli GIOTTO 16	1600	3300	2000	6,500 €	I - 24060	★ ★
	Hyster J 2.00 XM	2000	6900	1998	6,800 €	I - 24060	★ ★
	OM E 3/15 N	1500	6400	2003	10,900 €	I - 24060	★ ★ ★ ★
	Hyster J 2.00 XM	2000	6900	1999	6,900 €	I - 24060	★ ★
	Hyster J 2.00 XM	2000	6750	1999	6,900 €	I - 24060	★ ★
	Hyster J 2.00 XM	2000	6750	1999	6,900 €	I - 24060	★ ★
	Linde E 30	3000	4000	1990	6,000 €	I - 24060	★ ★
	Lugli 355 E	3500	4100	1999	10,900 €	I - 24060	★ ★
	BT OP 1000 SE	1000	5550	2009	19,000 €	I - 24060	★ ★
	OM E 8 N	800	4000	1996	4,500 €	I - 24060	★ ★
	Euroyen FD-18	1800	4800	2005	9,000 €	I - 24060	★ ★
	Nichiyu E 15	1500	4000	2005	6,500 €	I - 24060	★ ★
	Lugli GIOTTO 16	1600	3300	2000	6,500 €	I - 24060	★ ★
	OM EU 3/15	1500	5200	2001	6,900 €	I - 24060	★ ★

	Toyota 7FBMF16	1600	3300	2003	9,400 €	I - 24060	★ ★
	OM E 10 N	1000	4500	1997	5,900 €	I - 24060	★ ★ ★
	Cesab ECO C 130	1300	5600	1994	5,000 €	I - 24060	★ ★
	Cesab ECO L 30.4	3000	6060	1989	6,900 €	I - 24060	★ ★
	OM XD 30	3000	4050	2005	11,000 €	I - 24060	★ ★
	Lugli GIOTTO 20.48	2000	4500	1999	6,000 €	I - 24060	★ ★
	OM EU 17,5	1750	3300	1998	4,250 €	I - 24060	★ ★
	Linde E 18 C	1800	5400	2005	12,000 €	I - 24060	★ ★
	Linde E 16	1600	4100	2006	10,500 €	I - 24060	★ ★
	Linde E 18 C-02	1800	3600	2001	12,150 €	I - 24060	★ ★ ★ ★
	Linde E 18 P	1800	3050	2004	9,400 €	I - 24060	★ ★
	Linde E 18 P	1800	4400	2002	9,900 €	I - 24060	★ ★
	Linde E 16 C-02	1600	5920	2001	9,000 €	I - 24060	★ ★
	Carer Z 40 NR	4000	5400	2004	14,000 €	I - 24060	★ ★
	BT FR 2.7	2700	6700	2001	16,900 €	I - 24060	★ ★
	Hyster 1.5 XM	1500	3830	2003	5,200 €	I - 24060	★ ★
	BT RR B6 AC	2000	8000	1998	5,900 €	I - 24060	★ ★
	OM EU 30	3000	3300	2001	6,500 €	I - 24060	★ ★

	Hyster E 1,75 XM	1750	4800	2003	5,700 €	I - 24060	★ ★
	Daewoo B 20 S-2	2000	4290	2001	5,950 €	I - 24060	★ ★
	Linde H 40 D	4000	3750	2005	32,000 €	I - 24060	★ ★ ★ ★
	OM E 3/15 N	1500	3300	1984	2,700 €	I - 24060	★ ★
	Linde H 30 D	3000	3350	2005	18,700 €	I - 24060	★ ★
	Jungheinrich KMS 100	1000	4253	1997	6,500 €	I - 24060	★ ★
	Linde H 80 D-900	8000	5650	2005	34,000 €	I - 24060	★ ★
	OM D 30	3000	3300	1996	7,400 €	I - 24060	★ ★
	OM DI 50 C/500	5000	4000	1998	11,900 €	I - 24060	★ ★
	OMG ERGOS 10 TA 3	1000	5600	2002	5,400 €	I - 24060	★ ★
	OM E 30 N	3000	3300	1989	6,750 €	I - 24060	★ ★ ★
	STILL R 60-25	2500	3300	1996	5,200 €	I - 24060	★ ★
	Pimespo TL 16	1600		1999	1,500 €	I - 24060	★ ★
	BT RR B2	1350	8500	2005	6,900 €	I - 24060	★ ★
	Hyster E 1,75 XM	1750	4800	2003	5,700 €	I - 24060	★ ★
	BT OL 25	2500		2004	2,200 €	I - 24060	★ ★
	OM E 3/15 N	1500	3300	1989	3,100 €	I - 24060	★ ★
	OM E 3/15 N	1500	3300	1996	3,400 €	I - 24060	★ ★

	OM EU 3/17,5	1750	3600	2000	4,350 €	I - 24060	★ ★
	Linde H 150 D	15000	5500	2003	65,000 €	I - 24060	★ ★
	Daewoo B 30X	3000	3300	2003	8,900 €	I - 24060	★ ★
	Jungheinrich EFG VAC 16	1600	5000	2002	5,900 €	I - 24060	★ ★
	OM EU 30	3000	4000	2004	7,400 €	I - 24060	★ ★
	OM E 10 N	1000	4000	1992	3,700 €	I - 24060	★ ★
	OM E 3/12 N	1200	5800	1986	4,150 €	I - 24060	★ ★
	Linde H 30 D	3000	4050	2003	21,000 €	I - 24060	★ ★ ★
	BT RR B2	1600	7500	1999	5,400 €	I - 24060	★ ★
	Pimespo THESI B3	1600	9455	2004	8,900 €	I - 24060	★ ★
	Pimespo THESI B3	1600	9500	2004	11,900 €	I - 24060	★ ★ ★ ★
	Pimespo LOGO	2000		2000	3,000 €	I - 24060	★ ★ ★ ★
	OM DI 50 C/500	5000	6570	2005	17,950 €	I - 24060	★ ★
	Pimespo THESI A2	1400	9500	2004	10,900 €	I - 24060	★ ★ ★ ★
	Pimespo THESI A2	1400	9500	2004	10,900 €	I - 24060	★ ★ ★ ★
	Pimespo LOGO	2000		1997	3,000 €	I - 24060	★ ★ ★ ★
	Pimespo THESI B3	1600	9455	2003	8,600 €	I - 24060	★ ★
	OM E 3/15 N	1500	3300	1985	2,700 €	I - 24060	★ ★

	Jungheinrich EFG V 20	2000	5300	1996	6,000 €	I - 24060	★ ★
	Lugli 40 C	4000	4550	1983	7,500 €	I - 24060	★ ★
	Linde E 16 P-02 335	1600	4250	2004	9,900 €	I - 24060	★ ★
	OM EU 20	2000	4000	2002	5,700 €	I - 24060	★ ★
	Lugli 405 E	4000	4000	1997	9,500 €	I - 24060	★ ★
	Steinbock SLD 60-15 H	6000	4500	2001	26,000 €	I - 24060	★ ★
	OM DI 60 C	6000	3500	1997	20,900 €	I - 24060	★ ★ ★
	FAC K9 / SBM 22	2200		2003	1,500 €	I - 24060	★ ★
	Lugli 405	4000	3300	1989	5,900 €	I - 24060	★ ★
	Linde H 30 D	3000	3700	1991	9,000 €	I - 24060	★ ★
	Lugli 455 E	4500	4000	1998	10,900 €	I - 24060	★ ★
	Lugli 405 E	4000	4000	1997	13,900 €	I - 24060	★ ★
	STILL R 50-15	1500	3500	1990	3,500 €	I - 24060	★ ★
	OM E 20 N	2000	5000	2000	5,500 €	I - 24060	★ ★ ★
	OM EU 3/17,5	1750	6430	1997	5,050 €	I - 24060	★ ★
	Linde H 35 D	3500	4450	1995	12,000 €	I - 24060	★ ★
	Daewoo B 30X	3000	3500	2003	8,900 €	I - 24060	★ ★
	Daewoo B 16 X	1600	3300	2003	6,800 €	I - 24060	★ ★

	Mariotti FCB 3/13	1300	6300	1989	7,500 €	I - 24060	★★★★
	OM DI 80 C	8000	4500	1990	18,500 €	I - 24060	★★
	OM E 25 N	2500	4000	1989	4,500 €	I - 24060	★★
	Lugli ELX 25	2500	4000	1992	3,900 €	I - 24060	★★
	Caterpillar V 110	5000	4095	1991	11,000 €	I - 24060	★★
	OM E 20 NH	2000	5000	1992	3,000 €	I - 24060	★★
	OM DI 60 C	6000	3300	1995	12,000 €	I - 24060	★★
	OM E 18 N	1800	5000	1985	3,000 €	I - 24060	★★
	Athena E 22	2200	4150	2001	7,000 €	I - 24060	★★
	OM E 30 N	3000	3300	1989	5,000 €	I - 24060	★★
	Cesab ECO KL 30.1	3000	3200	1991	4,700 €	I - 24060	★★
	Daewoo B 16 X	1600	3300	2003	6,800 €	I - 24060	★★
	OM DI 60 C	6000	3300	1998	20,900 €	I - 24060	★★★
	OM E 35 N	3500	3300	2003	6,500 €	I - 24060	★★
	Lugli 60 C	6000	5000	1989	10,900 €	I - 24060	★★